

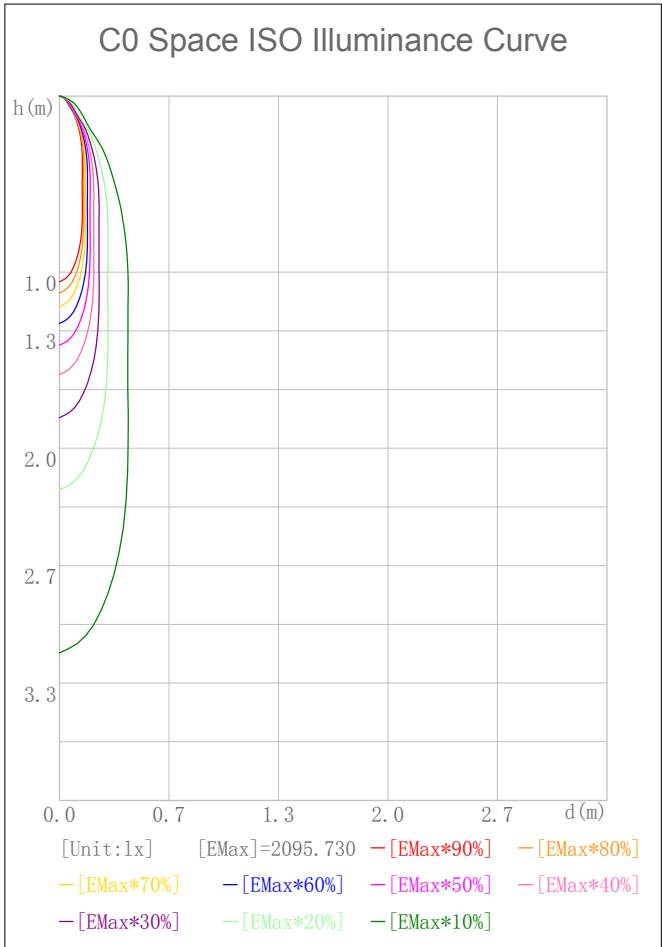
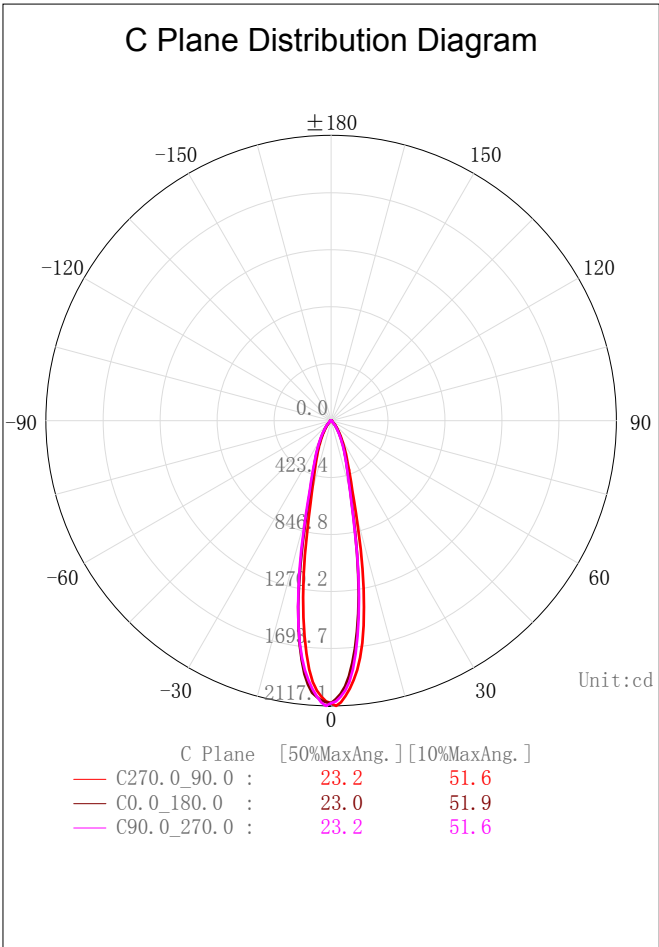
Indoor Luminaire Photometric Data

Description Information

Luminary Name:DL52-06-XX-04 4000K RA90 24D		Lum. Catalog:	Test ID: 01
Lamp Name:		Lamp Catalog: LED	Test Date: 2021/11/17
Manufacture: Shenzhen Norming Lighting Co., Ltd		Shld.Ang(°):	Test Machine:GON-2000
Test Lab: Quality Department		Frequency (Hz):	Lamp CCT (K): Ra:
Lum. Size (W*L*H):0.038m*-0.038m*0.000m		Lum. Area (m2):0.001	Lum. W (kg): 0.000
Test System: C, γ	Test Step: C=90.0 γ=1.0	Temp. (°C): 25	Humidity(%): 50.0

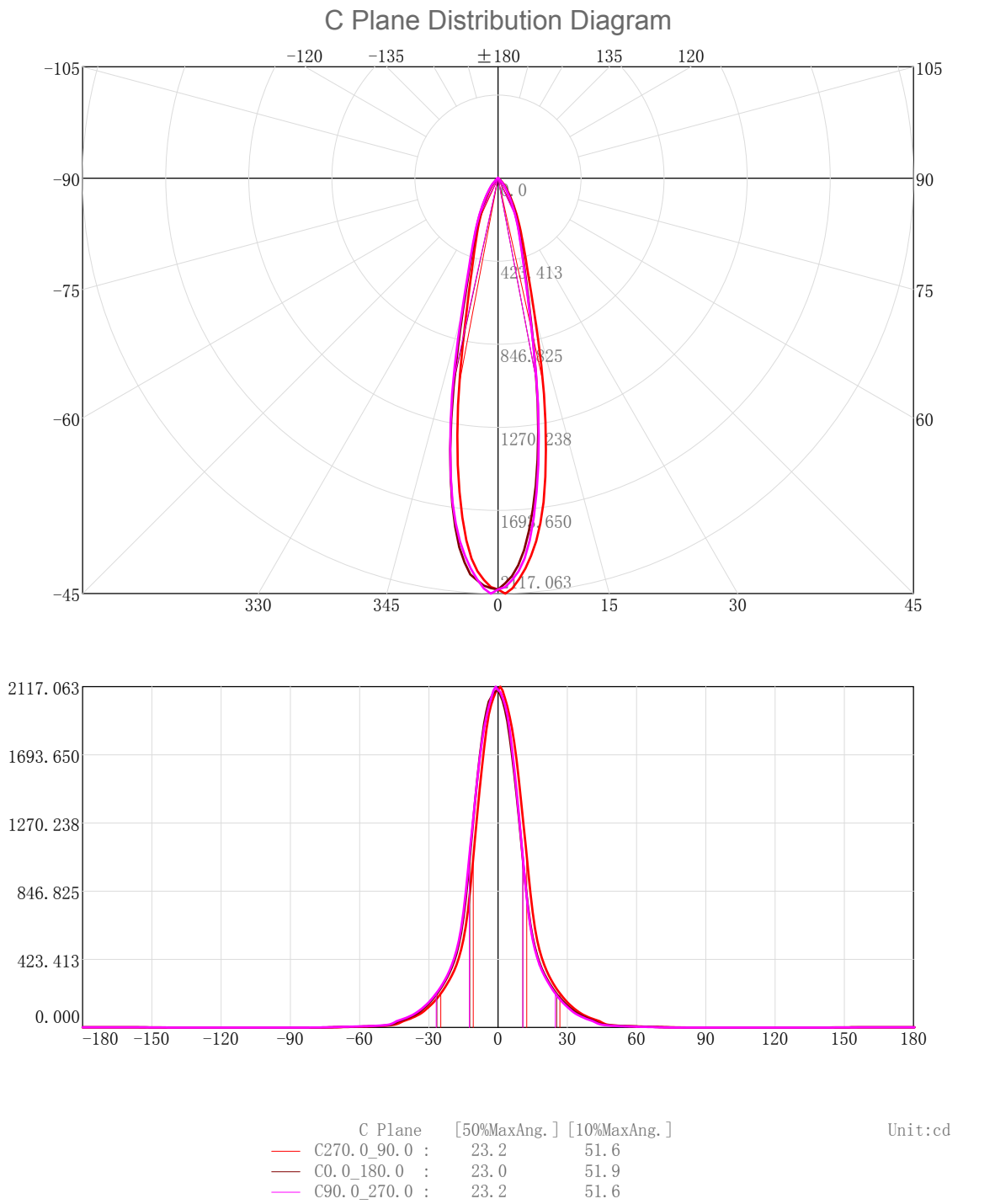
Character Parameter

Lamp Speciality Parameter		Luminaire Speciality Parameter	
Rated Flux(lm): 541.880	Luminary Flux(lm): 541.884	Field Angle(10%Imax): 51.6(°)	
Rated Power(W):	Luminary Efficiency: 100.00%	Down Lumens&Percent: 540.335lm 99.71%	
Rated Voltage(V):	Luminary EER(lm/W): 87.542	Up Lumens&Percent: 1.548lm 0.29%	
Tested Power(W): 6.190	Max. Candela(cd): 2117.063	S/MH: C0_a180=0.393 C90_270=0.398	
Lamps' Inside: 1	Max Cand@Ang. (°): C=270.0 γ=1.0	CIE Type: Semi-Direct	
Tested Electrics (V, A, pf):241.1, 0.030, 0.843	Beam Angle(50%Imax): 23.2(°)	ErP ϕ use(90°): 517.668lm	
Lamp Size (W*L*H):0.038m*-0.038m*0.000m	Left=-10.7°, Right=12.5°	IRF(%): 854.818	



2D Plane Light Intensity Distribution Curve

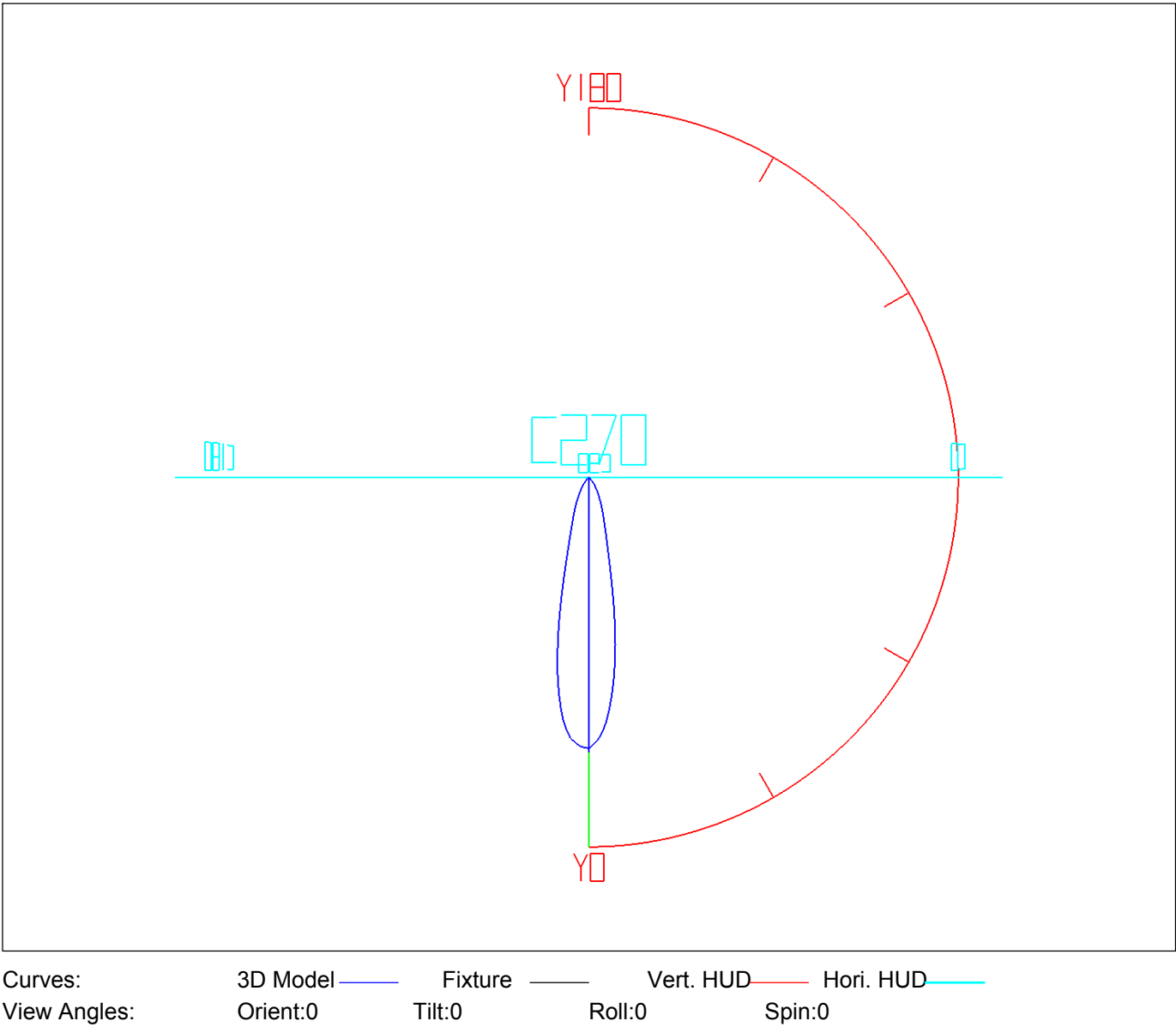
Lum. Name: DL52-06-XX-04 4000K RA90 24D	Lum. Catalog:	Test ID: 01
Lamp Name:	Lamp Catalog: LED	Test Lab: Quality Department
Manufacture: Shenzhen Norming Lighting Co., Ltd	Test Machine:GON-2000	Test Date: 2021/11/17



3D Light Intensity Distribution Modal

Lum. Name: DL52-06-XX-04 4000K RA90 24D	Lum. Catalog:	Test ID: 01
Lamp Name:	Lamp Catalog: LED	Test Lab: Quality Department
Manufacture: Shenzhen Norming Lighting Co., Ltd	Test Machine:GON-2000	Test Date: 2021/11/17

3D Light Intensity Distribution Modal



IES Indoor Report

Photometric Filename:DL52-06-XX-04 4000K RA90 24D.IES

Zonal Flux Tabulation

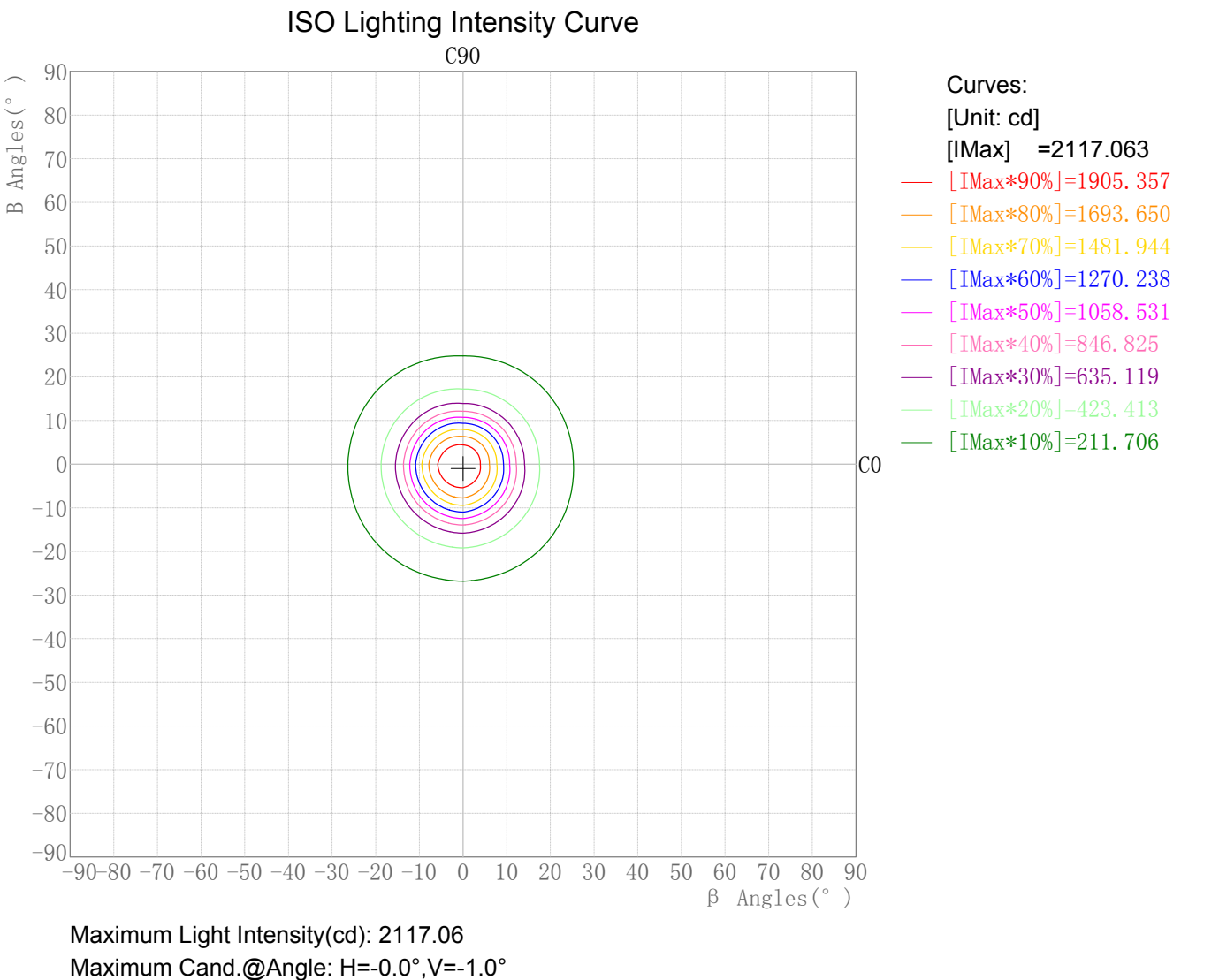
Zone(γ)	Zone Flux (lm)	Sums Flux (lm)	Zone%Lamp	Sums%Lamp	Zone(γ)	Zone Flux (lm)	Sums Flux (lm)	Zone%Lamp	Sums%Lamp
0.0-1.0	2.00	2.00	0.37	0.37	47.0-48.0	1.26	524.45	0.23	96.78
1.0-2.0	5.96	7.96	1.10	1.47	48.0-49.0	1.15	525.60	0.21	97.00
2.0-3.0	9.76	17.72	1.80	3.27	49.0-50.0	1.06	526.66	0.20	97.19
3.0-4.0	13.34	31.06	2.46	5.73	50.0-51.0	1.00	527.66	0.18	97.38
4.0-5.0	16.58	47.64	3.06	8.79	51.0-52.0	0.95	528.61	0.17	97.55
5.0-6.0	19.36	67.00	3.57	12.36	52.0-53.0	0.90	529.51	0.17	97.72
6.0-7.0	21.62	88.62	3.99	16.35	53.0-54.0	0.85	530.35	0.16	97.87
7.0-8.0	23.28	111.91	4.30	20.65	54.0-55.0	0.80	531.15	0.15	98.02
8.0-9.0	24.28	136.19	4.48	25.13	55.0-56.0	0.75	531.90	0.14	98.16
9.0-10.0	24.57	160.76	4.53	29.67	56.0-57.0	0.72	532.62	0.13	98.29
10.0-11.0	24.19	184.95	4.46	34.13	57.0-58.0	0.69	533.31	0.13	98.42
11.0-12.0	23.19	208.14	4.28	38.41	58.0-59.0	0.66	533.96	0.12	98.54
12.0-13.0	21.76	229.90	4.02	42.43	59.0-60.0	0.62	534.59	0.11	98.65
13.0-14.0	20.13	250.04	3.72	46.14	60.0-61.0	0.59	535.17	0.11	98.76
14.0-15.0	18.56	268.59	3.42	49.57	61.0-62.0	0.55	535.73	0.10	98.86
15.0-16.0	17.18	285.78	3.17	52.74	62.0-63.0	0.52	536.25	0.10	98.96
16.0-17.0	16.05	301.83	2.96	55.70	63.0-64.0	0.49	536.74	0.09	99.05
17.0-18.0	15.12	316.95	2.79	58.49	64.0-65.0	0.47	537.21	0.09	99.14
18.0-19.0	14.34	331.28	2.65	61.14	65.0-66.0	0.45	537.65	0.08	99.22
19.0-20.0	13.66	344.94	2.52	63.66	66.0-67.0	0.42	538.07	0.08	99.30
20.0-21.0	13.06	358.00	2.41	66.07	67.0-68.0	0.38	538.46	0.07	99.37
21.0-22.0	12.50	370.51	2.31	68.37	68.0-69.0	0.34	538.80	0.06	99.43
22.0-23.0	11.96	382.47	2.21	70.58	69.0-70.0	0.29	539.09	0.05	99.49
23.0-24.0	11.42	393.89	2.11	72.69	70.0-71.0	0.25	539.34	0.05	99.53
24.0-25.0	10.87	404.75	2.01	74.69	71.0-72.0	0.21	539.55	0.04	99.57
25.0-26.0	10.32	415.07	1.90	76.60	72.0-73.0	0.17	539.72	0.03	99.60
26.0-27.0	9.76	424.83	1.80	78.40	73.0-74.0	0.14	539.86	0.03	99.63
27.0-28.0	9.20	434.03	1.70	80.10	74.0-75.0	0.11	539.98	0.02	99.65
28.0-29.0	8.65	442.68	1.60	81.69	75.0-76.0	0.09	540.07	0.02	99.67
29.0-30.0	8.11	450.79	1.50	83.19	76.0-77.0	0.07	540.14	0.01	99.68
30.0-31.0	7.59	458.38	1.40	84.59	77.0-78.0	0.06	540.20	0.01	99.69
31.0-32.0	7.07	465.44	1.30	85.89	78.0-79.0	0.04	540.24	0.01	99.70
32.0-33.0	6.56	472.00	1.21	87.10	79.0-80.0	0.03	540.27	0.01	99.70
33.0-34.0	6.06	478.06	1.12	88.22	80.0-81.0	0.02	540.30	0.00	99.71
34.0-35.0	5.60	483.66	1.03	89.26	81.0-82.0	0.02	540.31	0.00	99.71
35.0-36.0	5.19	488.84	0.96	90.21	82.0-83.0	0.01	540.32	0.00	99.71
36.0-37.0	4.82	493.66	0.89	91.10	83.0-84.0	0.01	540.33	0.00	99.71
37.0-38.0	4.47	498.13	0.83	91.93	84.0-85.0	0.00	540.33	0.00	99.71
38.0-39.0	4.15	502.28	0.76	92.69	85.0-86.0	0.00	540.34	0.00	99.71
39.0-40.0	3.83	506.11	0.71	93.40	86.0-87.0	0.00	540.34	0.00	99.71
40.0-41.0	3.52	509.63	0.65	94.05	87.0-88.0	0.00	540.34	0.00	99.71
41.0-42.0	3.20	512.83	0.59	94.64	88.0-89.0	0.00	540.34	0.00	99.71
42.0-43.0	2.83	515.66	0.52	95.16	89.0-90.0	0.00	540.34	0.00	99.71
43.0-44.0	2.42	518.09	0.45	95.61	90.0-91.0	0.00	540.34	0.00	99.71
44.0-45.0	2.02	520.11	0.37	95.98	91.0-92.0	0.00	540.34	0.00	99.71
45.0-46.0	1.67	521.78	0.31	96.29	92.0-93.0	0.00	540.34	0.00	99.71
46.0-47.0	1.42	523.19	0.26	96.55	93.0-94.0	0.00	540.34	0.00	99.71

Zonal Flux Tabulation - (Cont.)

Zone(γ)	Zone Flux (lm)	Sums Flux (lm)	Zone%Lamp	Sums%Lamp	Zone(γ)	Zone Flux (lm)	Sums Flux (lm)	Zone%Lamp	Sums%Lamp
94.0-95.0	0.00	540.34	0.00	99.71	141.0-142.0	0.01	540.34	0.00	99.72
95.0-96.0	0.00	540.34	0.00	99.71	142.0-143.0	0.01	540.36	0.00	99.72
96.0-97.0	0.00	540.34	0.00	99.71	143.0-144.0	0.02	540.38	0.00	99.72
97.0-98.0	0.00	540.34	0.00	99.71	144.0-145.0	0.03	540.41	0.01	99.73
98.0-99.0	0.00	540.34	0.00	99.71	145.0-146.0	0.03	540.44	0.01	99.73
99.0-100.0	0.00	540.34	0.00	99.71	146.0-147.0	0.04	540.48	0.01	99.74
100.0-101.0	0.00	540.34	0.00	99.71	147.0-148.0	0.05	540.53	0.01	99.75
101.0-102.0	0.00	540.34	0.00	99.71	148.0-149.0	0.05	540.58	0.01	99.76
102.0-103.0	0.00	540.34	0.00	99.71	149.0-150.0	0.05	540.63	0.01	99.77
103.0-104.0	0.00	540.34	0.00	99.71	150.0-151.0	0.06	540.69	0.01	99.78
104.0-105.0	0.00	540.34	0.00	99.71	151.0-152.0	0.06	540.75	0.01	99.79
105.0-106.0	0.00	540.34	0.00	99.71	152.0-153.0	0.06	540.81	0.01	99.80
106.0-107.0	0.00	540.34	0.00	99.71	153.0-154.0	0.06	540.88	0.01	99.81
107.0-108.0	0.00	540.34	0.00	99.71	154.0-155.0	0.06	540.94	0.01	99.83
108.0-109.0	0.00	540.34	0.00	99.71	155.0-156.0	0.06	541.00	0.01	99.84
109.0-110.0	0.00	540.34	0.00	99.71	156.0-157.0	0.06	541.07	0.01	99.85
110.0-111.0	0.00	540.34	0.00	99.71	157.0-158.0	0.06	541.13	0.01	99.86
111.0-112.0	0.00	540.34	0.00	99.71	158.0-159.0	0.06	541.19	0.01	99.87
112.0-113.0	0.00	540.34	0.00	99.71	159.0-160.0	0.06	541.25	0.01	99.88
113.0-114.0	0.00	540.34	0.00	99.71	160.0-161.0	0.06	541.31	0.01	99.89
114.0-115.0	0.00	540.34	0.00	99.71	161.0-162.0	0.06	541.36	0.01	99.90
115.0-116.0	0.00	540.34	0.00	99.71	162.0-163.0	0.05	541.42	0.01	99.91
116.0-117.0	0.00	540.34	0.00	99.71	163.0-164.0	0.05	541.47	0.01	99.92
117.0-118.0	0.00	540.34	0.00	99.71	164.0-165.0	0.05	541.52	0.01	99.93
118.0-119.0	0.00	540.34	0.00	99.71	165.0-166.0	0.05	541.56	0.01	99.94
119.0-120.0	0.00	540.34	0.00	99.71	166.0-167.0	0.04	541.61	0.01	99.95
120.0-121.0	0.00	540.34	0.00	99.71	167.0-168.0	0.04	541.65	0.01	99.96
121.0-122.0	0.00	540.34	0.00	99.71	168.0-169.0	0.04	541.69	0.01	99.96
122.0-123.0	0.00	540.34	0.00	99.71	169.0-170.0	0.03	541.72	0.01	99.97
123.0-124.0	0.00	540.34	0.00	99.71	170.0-171.0	0.03	541.75	0.01	99.98
124.0-125.0	0.00	540.34	0.00	99.71	171.0-172.0	0.03	541.78	0.01	99.98
125.0-126.0	0.00	540.34	0.00	99.71	172.0-173.0	0.02	541.81	0.00	99.99
126.0-127.0	0.00	540.34	0.00	99.71	173.0-174.0	0.02	541.83	0.00	99.99
127.0-128.0	0.00	540.34	0.00	99.71	174.0-175.0	0.02	541.84	0.00	99.99
128.0-129.0	0.00	540.34	0.00	99.71	175.0-176.0	0.01	541.86	0.00	100.00
129.0-130.0	0.00	540.34	0.00	99.71	176.0-177.0	0.01	541.87	0.00	100.00
130.0-131.0	0.00	540.34	0.00	99.71	177.0-178.0	0.01	541.88	0.00	100.00
131.0-132.0	0.00	540.34	0.00	99.71	178.0-179.0	0.00	541.88	0.00	100.00
132.0-133.0	0.00	540.34	0.00	99.71	179.0-180.0	0.00	541.88	0.00	100.00
133.0-134.0	0.00	540.34	0.00	99.71					
134.0-135.0	0.00	540.34	0.00	99.71					
135.0-136.0	0.00	540.34	0.00	99.71					
136.0-137.0	0.00	540.34	0.00	99.71					
137.0-138.0	0.00	540.34	0.00	99.71					
138.0-139.0	0.00	540.34	0.00	99.71					
139.0-140.0	0.00	540.34	0.00	99.71					
140.0-141.0	0.00	540.34	0.00	99.72					

Rectangle ISO Lighting Intensity Diagram

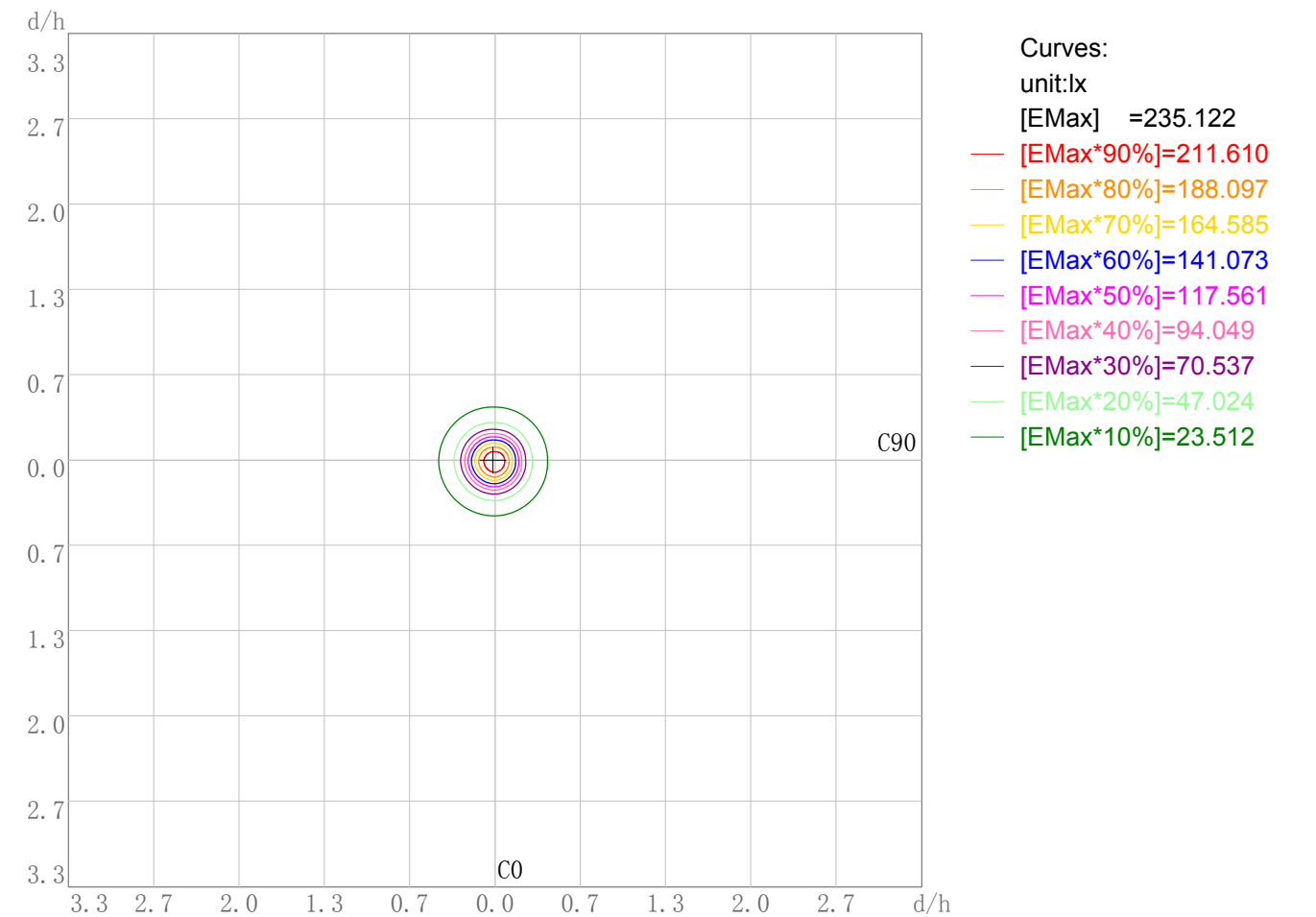
Lum. Name: DL52-06-XX-04 4000K RA90 24D	Lum. Catalog:	Test ID: 01
Lamp Name:	Lamp Catalog: LED	Test Lab: Quality Department
Manufacture: Shenzhen Norming Lighting Co., Ltd	Test Machine:GON-2000	Test Date: 2021/11/17



Plane ISO-Illuminance Diagram

Lum. Name: DL52-06-XX-04 4000K RA90 24D	Lum. Catalog:	Test ID: 01
Lamp Name:	Lamp Catalog: LED	Test Lab: Quality Department
Manufacture: Shenzhen Norming Lighting Co., Ltd	Test Machine:GON-2000	Test Date: 2021/11/17

Plane ISO-Illuminance Curve



Working Plane Luminaire Mounting Height(m): 3.00
Working Plane Maximum Illuminance(lx): 235.12
Working Plane Maximum Illuminance Position(d/h):H-0.0 V-0.0

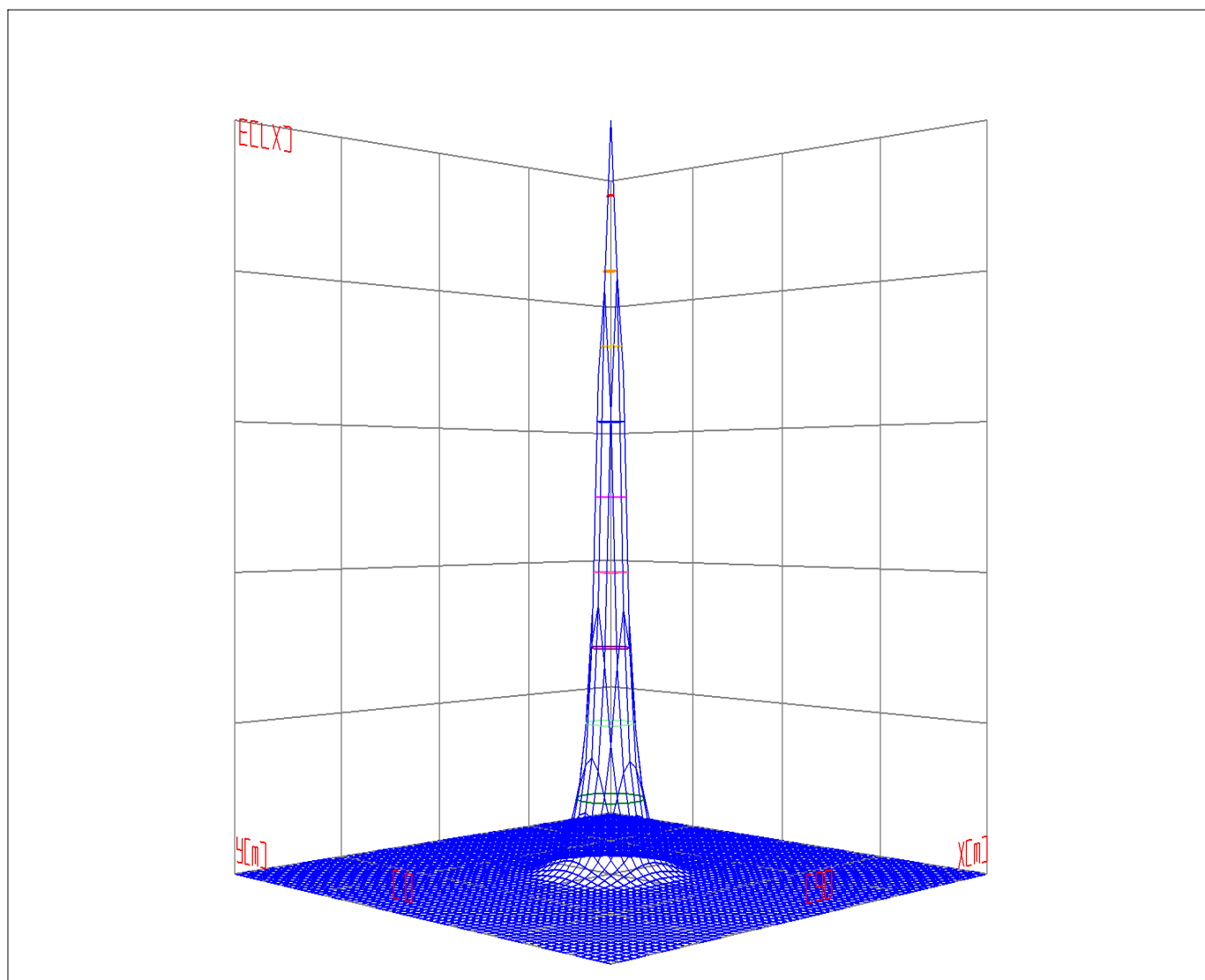
IES Indoor Report

Photometric Filename:DL52-06-XX-04 4000K RA90 24D.IES

3D Plane ISO Illuminance Diagram

Lum. Name: DL52-06-XX-04 4000K RA90 24D	Lum. Catalog:	Test ID: 01
Lamp Name:	Lamp Catalog: LED	Test Lab: Quality Department
Manufacture: Shenzhen Norming Lighting Co., Ltd	Test Machine:GON-2000	Test Date: 2021/11/17

3D Plane Illuminance Modal



Curves: 3D Model — 90% — 80% — 70% — 60% — 50% — 40% — 30% — 20% — 10% —
View Angles(deg): 0 Height(m): 3.0 Distance(m): 10.0

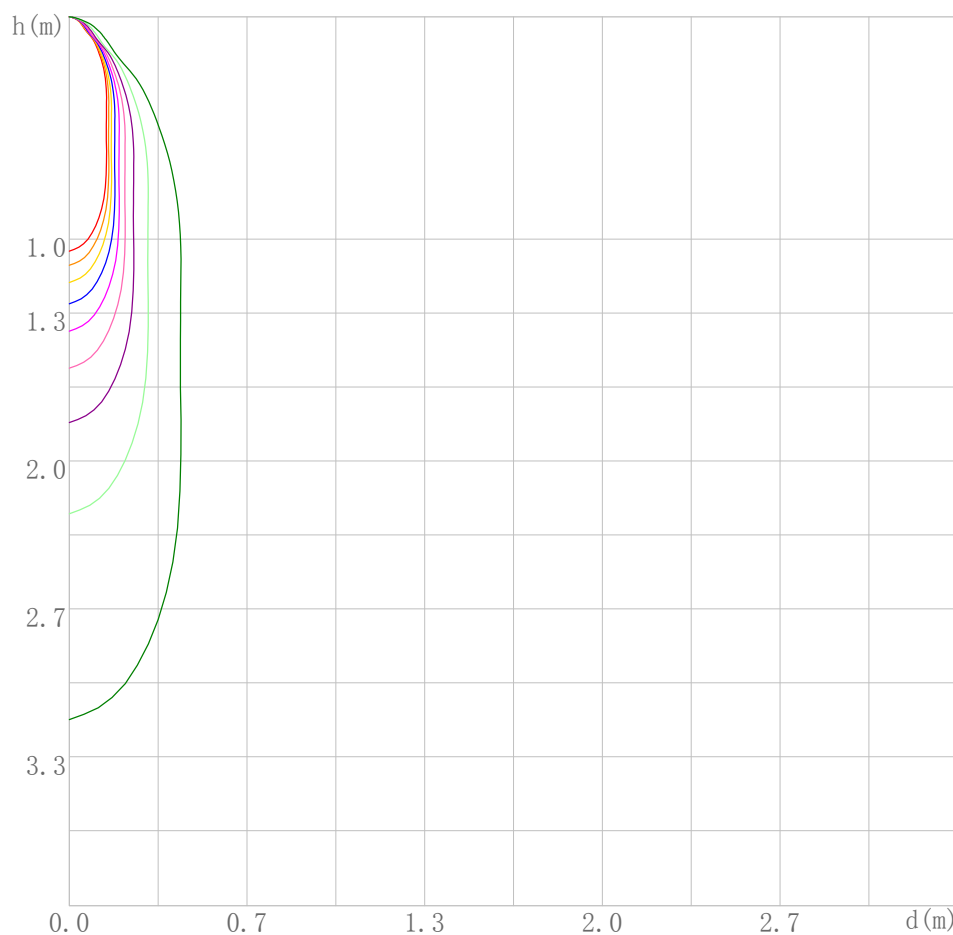
IES Indoor Report

Photometric Filename:DL52-06-XX-04 4000K RA90 24D.IES

Space ISO Illuminance Diagram

Lum. Name: DL52-06-XX-04 4000K RA90 24D	Lum. Catalog:	Test ID: 01
Lamp Name:	Lamp Catalog: LED	Test Lab: Quality Department
Manufacture: Shenzhen Norming Lighting Co., Ltd	Test Machine:GON-2000	Test Date: 2021/11/17

Space ISO Illuminance Curve



Curves:

[Unit: lx]

[EMax] =2095.730

— [EMax*90%]=1886.157

— [EMax*80%]=1676.584

— [EMax*70%]=1467.011

— [EMax*60%]=1257.438

— [EMax*50%]=1047.865

— [EMax*40%]=838.292

— [EMax*30%]=628.719

— [EMax*20%]=419.146

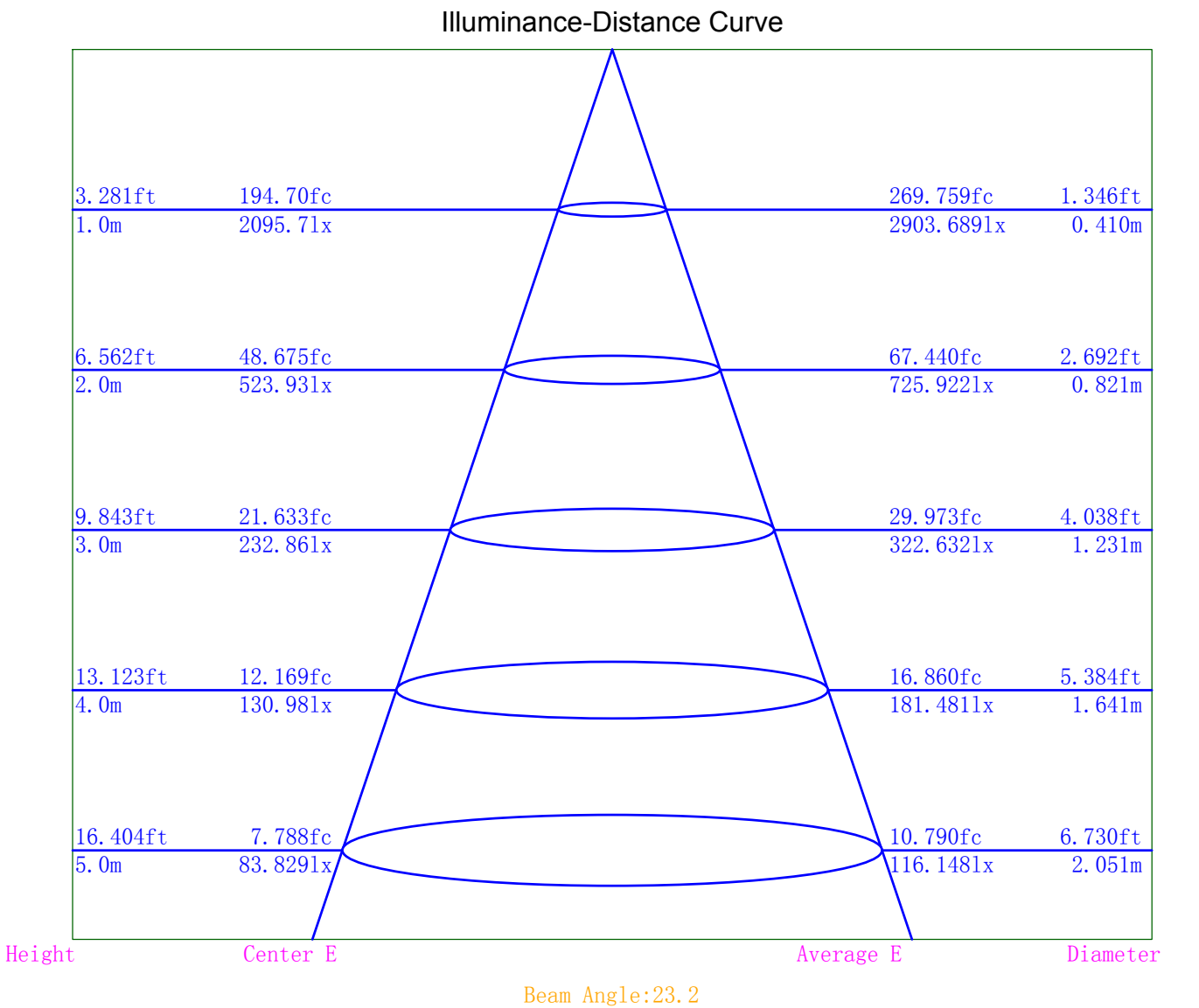
— [EMax*10%]=209.573

Space Plane Maximum Illuminance and @Angle:2095.73lx,0.0deg

Plane Maximum Lighting Intensity and @Angle:2095.730cd,0deg

Illuminance-Distance Diagram

Lum. Name: DL52-06-XX-04 4000K RA90 24D	Lum. Catelog:	Test ID: 01
Lamp Name:	Lamp Catelog: LED	Test Lab: Quality Deparment
Manufacture: Shenzhen Norming Lighting Co., Ltd	Test Machine:GON-2000	Test Date: 2021/11/17



Indoor Luminance Limiting Curves

Lum. Name: DL52-06-XX-04 4000K RA90 24D	Lum. Catalog:	Test ID: 01
Lamp Name:	Lamp Catalog: LED	Test Lab: Quality Department
Manufacture: Shenzhen Norming Lighting Co., Ltd	Test Machine:GON-2000	Test Date: 2021/11/17

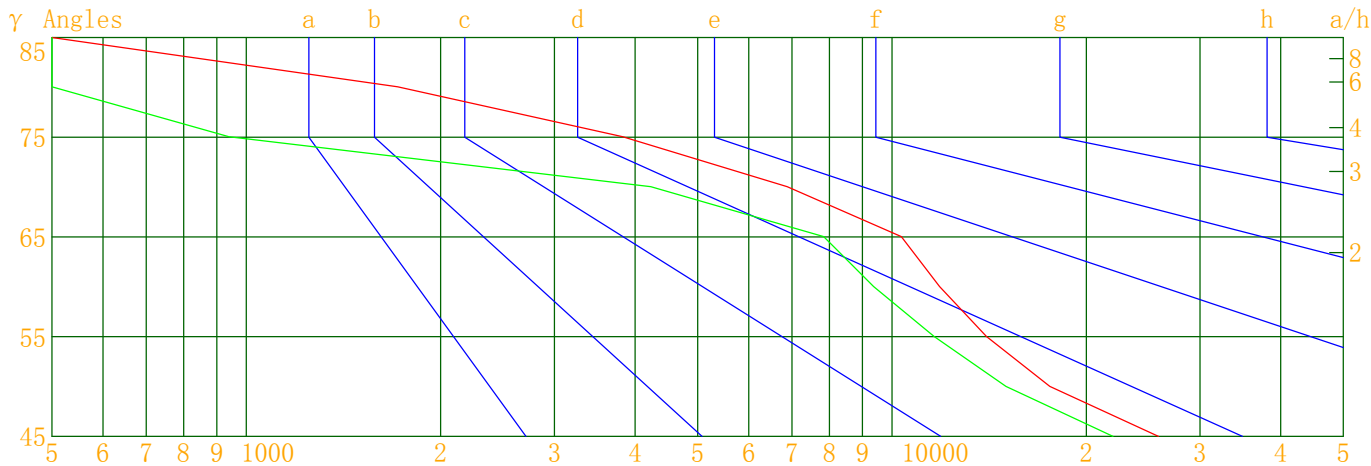
Glare Grade Table

GI	Quality	Using Illuminance							
1.15	A	2000	1000	500	<=300				
1.5	B		2000	1000	500	<=300			
1.85	C			2000	1000	500	<=300		
2.2	D				2000	1000	500	<=300	
2.55	E	a				2000	1000	500	<=300
			b	c	d	e	f	g	h

Luminance Table

Gama(deg)	45	50	55	60	65	70	75	80	85
C0	25854	17557	14008	11849	10340	6883	3829	1716	0
C90	21994	15018	11620	9364	7839	4231	940	0	0

Luminance Limiting Curve



Luminous Size:

Length(m)=-0.038

Width(m)=-0.038

Height(m)=0.000

Area(m^2)=0.001134

Luminous Type:

Without Luminous Side

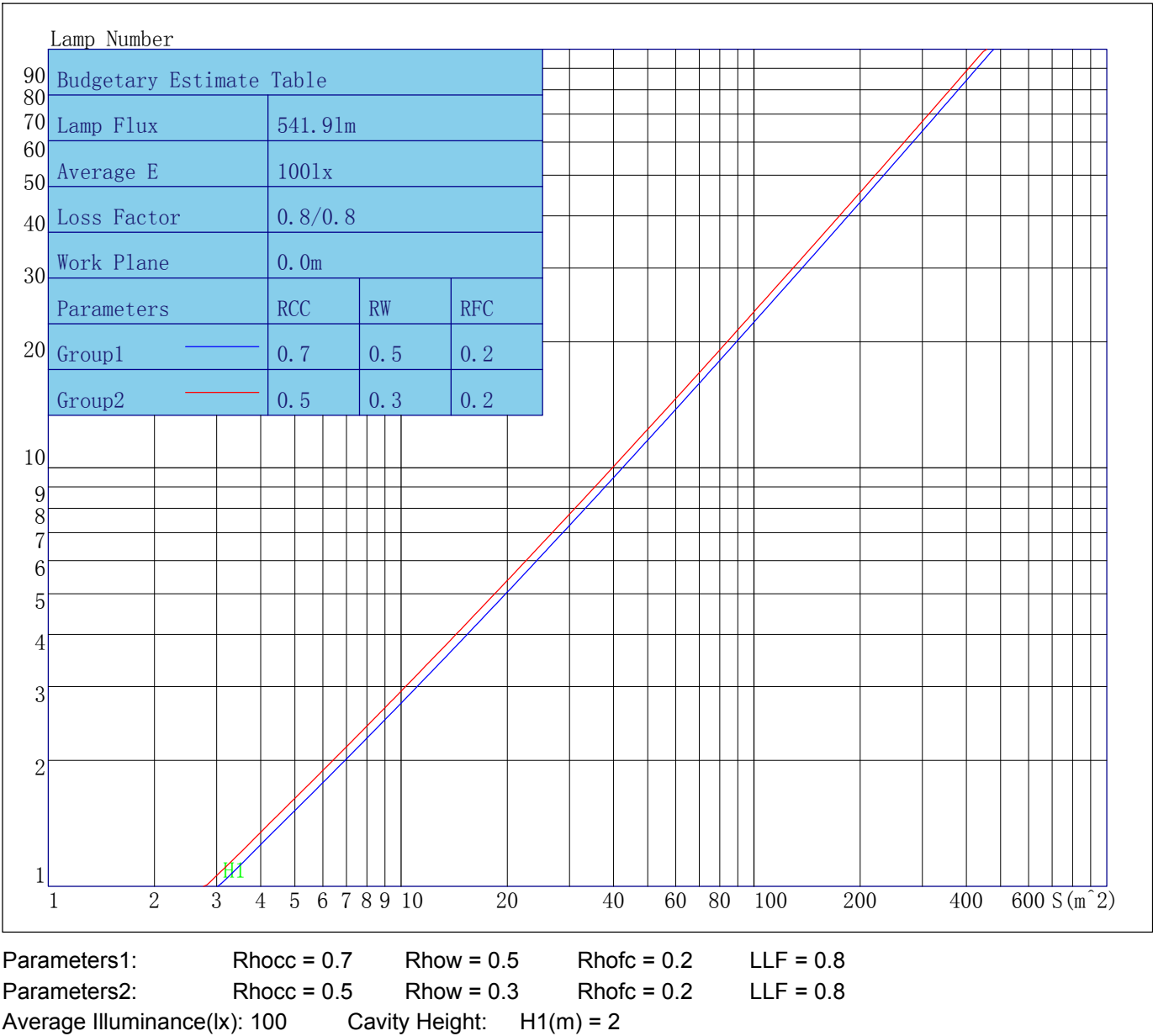
Luminous Curves:

C0-C180 Color: —

C90-C270 Color: —

Indoor Budgetary Estimate Table

Lum. Name: DL52-06-XX-04 4000K RA90 24D	Lum. Catalog:	Test ID: 01
Lamp Name:	Lamp Catalog: LED	Test Lab: Quality Department
Manufacture: Shenzhen Norming Lighting Co., Ltd	Test Machine:GON-2000	Test Date: 2021/11/17



Indoor Coefficient of Utilization Table

Lum. Name: DL52-06-XX-04 4000K RA90 24D	Lum. Catelog:	Test ID: 01
Lamp Name:	Lamp Catelog: LED	Test Lab: Quality Deparment
Manufacture: Shenzhen Norming Lighting Co., Ltd	Test Machine:GON-2000	Test Date: 2021/11/17

Coefficients of Utilization - Zonal Cavity Method																		
Coef.	Effective Floor Cavity Reflectance RFC=0.20																	
RhoCC (%)	80				70				50			30			10			0
RhoW (%)	70	50	30	10	70	50	30	10	50	30	10	50	30	10	50	30	10	0
RCR	Coefficient of Utilization(%)																	
0	119	119	119	119	116	116	116	116	111	111	111	106	106	106	102	102	102	100
1	114	112	110	108	112	110	108	106	106	104	103	102	101	100	98	98	97	95
2	110	106	102	99	108	104	101	98	101	98	96	98	96	94	95	93	92	90
3	105	100	96	92	103	99	95	92	96	93	90	94	91	89	91	89	87	86
4	101	95	90	87	100	94	90	86	92	88	85	90	87	84	88	86	83	82
5	98	91	86	82	96	90	85	82	88	84	81	86	83	80	85	82	80	78
6	94	87	82	78	93	86	81	78	85	80	77	83	80	77	82	79	76	75
7	91	83	78	75	89	83	78	75	81	77	74	80	77	74	79	76	73	72
8	88	80	75	72	87	79	75	72	78	74	71	77	74	71	77	73	71	70
9	85	77	72	69	84	77	72	69	76	72	69	75	71	68	74	71	68	67
10	82	74	70	67	81	74	69	66	73	69	66	72	69	66	72	68	66	65

Unified Glare Rating Table

Lum. Name: DL52-06-XX-04 4000K RA90 24D	Lum. Catelog:	Test ID: 01
Lamp Name:	Lamp Catelog: LED	Test Lab: Quality Deparment
Manufacture: Shenzhen Norming Lighting Co., Ltd	Test Machine:GON-2000	Test Date: 2021/11/17

Unified Glare Rating Table

Ceiling RCC	0.70	0.70	0.50	0.50	0.30	0.70	0.70	0.50	0.50	0.30
Wall RW	0.50	0.30	0.50	0.30	0.30	0.50	0.30	0.50	0.30	0.30
Floor RFC	0.20	0.20	0.20	0.20	0.20	0.20	0.20	0.20	0.20	0.20
Room Size	Vewed crosswise					Vewed endwise				
X=2H Y=2H	18.3	19.3	18.7	19.6	19.9	17.6	18.5	18.0	18.9	19.2
	18.4	19.3	18.8	19.6	20.0	17.6	18.4	18.0	18.8	19.1
	18.4	19.1	18.8	19.5	19.9	17.5	18.3	17.9	18.6	19.0
	18.3	19.0	18.7	19.4	19.8	17.4	18.1	17.8	18.5	18.9
	18.2	18.9	18.6	19.3	19.7	17.3	18.0	17.7	18.4	18.8
	18.1	18.8	18.6	19.2	19.6	17.2	17.9	17.7	18.3	18.7
X=4H Y=2H	18.2	19.0	18.6	19.4	19.8	17.5	18.3	17.9	18.6	19.0
	18.4	19.0	18.8	19.4	19.8	17.5	18.1	17.9	18.5	19.0
	18.3	18.9	18.7	19.3	19.8	17.4	18.0	17.8	18.4	18.8
	18.2	18.7	18.7	19.2	19.6	17.3	17.8	17.7	18.2	18.7
	18.1	18.6	18.6	19.1	19.5	17.2	17.7	17.7	18.1	18.6
	18.1	18.5	18.6	19.0	19.5	17.1	17.5	17.6	18.0	18.5
X=8H Y=4H	18.2	18.6	18.6	19.1	19.6	17.2	17.7	17.7	18.1	18.6
	18.1	18.4	18.6	18.9	19.5	17.1	17.5	17.6	18.0	18.5
	18.0	18.3	18.5	18.8	19.3	17.0	17.3	17.6	17.9	18.4
	17.9	18.2	18.5	18.7	19.3	17.0	17.2	17.5	17.7	18.3
X=12H Y=4H	18.1	18.5	18.6	19.0	19.5	17.2	17.6	17.7	18.0	18.5
	18.0	18.3	18.5	18.8	19.4	17.0	17.3	17.6	17.8	18.4
	17.9	18.2	18.5	18.7	19.3	17.0	17.2	17.5	17.7	18.3
Variations with the objerver position at spacings										
S=1.0H	1.3/-1.6					2.2/-2.7				
S=1.5H	2.3/-3.0					4.2/-9.5				
S=2.0H	3.3/-5.3					4.4/-12.9				
Reduced UGR Table:										
Nordic Standard Table:	BK0					BK0				
Correction Value	0.4					0.2				

o the CIE Pub.117, data has been corrected, refers to the lamp’s lumens 8.2flm.

IES Indoor Report

Photometric Filename:DL52-06-XX-04 4000K RA90 24D.IES

Candela Tabulation

V/H	C0.0	C90.0	C180.0	C270.0
γ 0.0	2095.73	2095.73	2095.73	2095.73
γ 1.0	2065.18	2083.72	2089.07	2117.06
γ 2.0	2029.21	2048.65	2077.33	2091.84
γ 3.0	1974.58	2004.92	2051.25	2045.90
γ 4.0	1900.87	1942.68	2023.92	1993.61
γ 5.0	1804.84	1852.96	1964.59	1931.55
γ 6.0	1696.78	1737.97	1890.43	1860.14
γ 7.0	1576.98	1610.72	1789.78	1771.83
γ 8.0	1447.43	1474.96	1675.63	1666.19
γ 9.0	1309.12	1327.42	1543.36	1541.00
γ 10.0	1160.73	1173.41	1402.01	1404.75
γ 11.0	1008.61	1016.10	1249.81	1266.68
γ 12.0	868.20	862.05	1089.84	1125.03
γ 13.0	745.16	729.97	935.28	978.97
γ 14.0	640.69	626.29	796.91	838.84
γ 15.0	561.18	546.19	680.91	715.99
γ 16.0	497.83	483.89	588.14	616.65
γ 17.0	446.16	432.85	516.93	539.85
γ 18.0	402.07	390.29	459.40	480.56
γ 19.0	364.67	354.89	413.11	431.54
γ 20.0	333.44	323.97	374.27	389.51
γ 21.0	306.33	297.22	341.73	354.10
γ 22.0	281.17	272.58	312.99	322.60
γ 23.0	258.18	249.60	286.86	296.20
γ 24.0	236.51	227.50	262.40	271.53
γ 25.0	216.79	208.03	240.29	248.44
γ 26.0	198.65	189.14	219.22	227.56
γ 27.0	181.38	171.14	200.20	208.22
γ 28.0	165.60	155.28	181.74	190.23
γ 29.0	150.68	141.10	164.46	173.38
γ 30.0	137.40	128.11	148.85	157.69
γ 31.0	124.93	115.36	134.88	143.28
γ 32.0	112.78	102.75	122.39	130.23
γ 33.0	101.82	92.33	109.42	118.32
γ 34.0	92.12	83.22	96.98	106.86
γ 35.0	83.53	75.28	87.25	95.94
γ 36.0	75.90	68.08	78.95	86.71
γ 37.0	68.74	61.61	71.78	78.83
γ 38.0	62.35	55.56	65.21	71.88
γ 39.0	56.18	49.99	59.08	65.53
γ 40.0	50.61	44.77	53.46	59.69
γ 41.0	45.29	39.75	48.01	54.13
γ 42.0	39.66	33.50	43.14	49.03
γ 43.0	31.81	26.06	38.39	44.20
γ 44.0	25.04	20.71	31.79	38.97
γ 45.0	20.73	17.64	24.30	31.10
γ 46.0	18.08	15.55	18.94	24.16

Candela Tabulation - (Cont.)

V/H	C0.0	C90.0	C180.0	C270.0
γ 47.0	16.27	14.04	15.84	19.64
γ 48.0	14.88	12.79	13.92	16.92
γ 49.0	13.77	11.77	12.54	15.06
γ 50.0	12.80	10.95	11.56	13.71
γ 51.0	11.99	10.22	10.77	12.66
γ 52.0	11.22	9.54	10.06	11.82
γ 53.0	10.47	8.77	9.45	11.11
γ 54.0	9.68	8.09	8.82	10.43
γ 55.0	9.11	7.56	8.04	9.69
γ 56.0	8.61	7.15	7.52	9.01
γ 57.0	8.19	6.75	7.08	8.49
γ 58.0	7.75	6.30	6.74	8.09
γ 59.0	7.25	5.81	6.45	7.75
γ 60.0	6.72	5.31	6.07	7.40
γ 61.0	6.25	4.87	5.63	6.98
γ 62.0	5.86	4.55	5.16	6.51
γ 63.0	5.52	4.27	4.83	6.04
γ 64.0	5.24	4.02	4.55	5.69
γ 65.0	4.96	3.76	4.30	5.41
γ 66.0	4.63	3.45	4.08	5.15
γ 67.0	4.24	3.08	3.83	4.88
γ 68.0	3.70	2.55	3.52	4.57
γ 69.0	3.13	2.03	3.13	4.18
γ 70.0	2.67	1.64	2.57	3.62
γ 71.0	2.27	1.28	2.09	3.09
γ 72.0	1.92	0.96	1.72	2.65
γ 73.0	1.62	0.70	1.38	2.27
γ 74.0	1.35	0.46	1.08	1.93
γ 75.0	1.12	0.28	0.81	1.64
γ 76.0	0.93	0.12	0.59	1.38
γ 77.0	0.76	0.00	0.39	1.17
γ 78.0	0.61	0.00	0.23	0.99
γ 79.0	0.47	0.00	0.08	0.82
γ 80.0	0.34	0.00	0.00	0.66
γ 81.0	0.23	0.00	0.00	0.52
γ 82.0	0.13	0.00	0.00	0.40
γ 83.0	0.04	0.00	0.00	0.28
γ 84.0	0.00	0.00	0.00	0.17
γ 85.0	0.00	0.00	0.00	0.07
γ 86.0	0.00	0.00	0.00	0.00
γ 87.0	0.00	0.00	0.00	0.00
γ 88.0	0.00	0.00	0.00	0.00
γ 89.0	0.00	0.00	0.00	0.00
γ 90.0	0.00	0.00	0.00	0.00
γ 91.0	0.00	0.00	0.00	0.00
γ 92.0	0.00	0.00	0.00	0.00
γ 93.0	0.00	0.00	0.00	0.00

Candela Tabulation - (Cont.)

V/H	C0.0	C90.0	C180.0	C270.0
γ 94.0	0.00	0.00	0.00	0.00
γ 95.0	0.00	0.00	0.00	0.00
γ 96.0	0.00	0.00	0.00	0.00
γ 97.0	0.00	0.00	0.00	0.00
γ 98.0	0.00	0.00	0.00	0.00
γ 99.0	0.00	0.00	0.00	0.00
γ 100.0	0.00	0.00	0.00	0.00
γ 101.0	0.00	0.00	0.00	0.00
γ 102.0	0.00	0.00	0.00	0.00
γ 103.0	0.00	0.00	0.00	0.00
γ 104.0	0.00	0.00	0.00	0.00
γ 105.0	0.00	0.00	0.00	0.00
γ 106.0	0.00	0.00	0.00	0.00
γ 107.0	0.00	0.00	0.00	0.00
γ 108.0	0.00	0.00	0.00	0.00
γ 109.0	0.00	0.00	0.00	0.00
γ 110.0	0.00	0.00	0.00	0.00
γ 111.0	0.00	0.00	0.00	0.00
γ 112.0	0.00	0.00	0.00	0.00
γ 113.0	0.00	0.00	0.00	0.00
γ 114.0	0.00	0.00	0.00	0.00
γ 115.0	0.00	0.00	0.00	0.00
γ 116.0	0.00	0.00	0.00	0.00
γ 117.0	0.00	0.00	0.00	0.00
γ 118.0	0.00	0.00	0.00	0.00
γ 119.0	0.00	0.00	0.00	0.00
γ 120.0	0.00	0.00	0.00	0.00
γ 121.0	0.00	0.00	0.00	0.00
γ 122.0	0.00	0.00	0.00	0.00
γ 123.0	0.00	0.00	0.00	0.00
γ 124.0	0.00	0.00	0.00	0.00
γ 125.0	0.00	0.00	0.00	0.00
γ 126.0	0.00	0.00	0.00	0.00
γ 127.0	0.00	0.00	0.00	0.00
γ 128.0	0.00	0.00	0.00	0.00
γ 129.0	0.00	0.00	0.00	0.00
γ 130.0	0.00	0.00	0.00	0.00
γ 131.0	0.00	0.00	0.00	0.00
γ 132.0	0.00	0.00	0.00	0.00
γ 133.0	0.00	0.00	0.00	0.00
γ 134.0	0.00	0.00	0.00	0.00
γ 135.0	0.00	0.00	0.00	0.00
γ 136.0	0.00	0.00	0.00	0.00
γ 137.0	0.00	0.00	0.00	0.00
γ 138.0	0.00	0.00	0.00	0.00
γ 139.0	0.00	0.00	0.00	0.00
γ 140.0	0.00	0.00	0.00	0.00

Candela Tabulation - (Cont.)

V/H	C0.0	C90.0	C180.0	C270.0
γ 141.0	0.04	0.00	0.07	0.08
γ 142.0	0.16	0.03	0.19	0.20
γ 143.0	0.27	0.15	0.32	0.32
γ 144.0	0.39	0.27	0.43	0.45
γ 145.0	0.51	0.39	0.55	0.56
γ 146.0	0.63	0.50	0.68	0.68
γ 147.0	0.74	0.61	0.80	0.79
γ 148.0	0.85	0.71	0.90	0.88
γ 149.0	0.95	0.81	1.01	0.99
γ 150.0	1.03	0.89	1.10	1.08
γ 151.0	1.12	0.97	1.18	1.16
γ 152.0	1.21	1.05	1.26	1.23
γ 153.0	1.27	1.11	1.34	1.30
γ 154.0	1.34	1.16	1.39	1.36
γ 155.0	1.39	1.22	1.45	1.40
γ 156.0	1.44	1.27	1.50	1.44
γ 157.0	1.50	1.30	1.54	1.49
γ 158.0	1.53	1.35	1.59	1.54
γ 159.0	1.57	1.38	1.62	1.57
γ 160.0	1.59	1.41	1.65	1.60
γ 161.0	1.63	1.45	1.69	1.62
γ 162.0	1.67	1.47	1.73	1.64
γ 163.0	1.69	1.51	1.75	1.68
γ 164.0	1.71	1.54	1.76	1.71
γ 165.0	1.73	1.56	1.78	1.73
γ 166.0	1.73	1.57	1.79	1.75
γ 167.0	1.74	1.59	1.80	1.76
γ 168.0	1.75	1.60	1.81	1.78
γ 169.0	1.74	1.60	1.81	1.78
γ 170.0	1.73	1.60	1.80	1.77
γ 171.0	1.71	1.60	1.78	1.76
γ 172.0	1.69	1.59	1.76	1.75
γ 173.0	1.68	1.59	1.74	1.74
γ 174.0	1.67	1.59	1.72	1.74
γ 175.0	1.66	1.59	1.69	1.72
γ 176.0	1.66	1.61	1.69	1.71
γ 177.0	1.66	1.63	1.67	1.74
γ 178.0	1.66	1.64	1.67	1.73
γ 179.0	1.68	1.65	1.68	1.74
γ 180.0	1.68	1.68	1.68	1.68